



**BATTLE**



**2025**  
**DIESEL STRIKER**





**DRIVER'S CHOICE.**





## Medium Duty Class 6 Non CDL

### Battle Motors Striker Class 6 Truck

Introducing the new Battle Motors Striker Class 6 truck—setting the benchmark for quality and performance in the medium-duty truck segment.

#### Unmatched Quality and Durability

Our Striker Class 6 truck stands out with its superior build quality. Unlike the only comparable COE option, our truck features an all-steel cab and components, including the dashboard.

#### Proven and Efficient Powertrain

Equipped with a proven Cummins, Allison, and Dana powertrain, the Striker offers lower operating costs despite its higher initial price. This robust combination ensures exceptional performance and long-term cost efficiency, making it a smart investment for your fleet.

#### Driver Comfort and Safety

Battle Motors Striker boasts impressively spacious, industrial-strength all-steel cabs with industry-leading 18" step-in heights. Designed with driver comfort and safety in mind, our trucks are the preferred choice for drivers and managers alike.

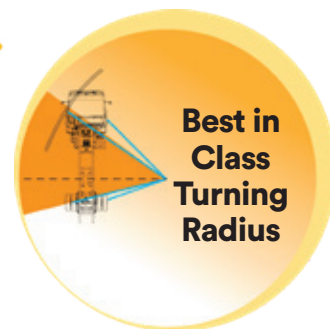
#### Superior Maneuverability and Visibility

The Striker Class 6 truck features exceptional forward visibility, a tight turning radius, and 90-degree door openings with piano-style door hinges. It comfortably seats up to three full-sized adults, ensuring maximum productivity while maintaining comfort and ease of operation.



18" step in height is the industry's lowest

Drive inner city routes faster and safer, gain better access to difficult streets, docks and loading zones



Bench seat and ergonomic seats for extra comfort






## SINGLE CAB - Diesel

The Striker Diesel Single Cab is ideal for pick-up, delivery and general transport challenges posed by dense city environments. Strategically designed at 12" narrower than our standard work truck chassis, the LNT expertly maneuvers tight side streets and alleyways; navigating access and service roads with ease.



## COMPETITIVE ADVANTAGES

- 1 Large, flat, glass windshield; simple to replace and cost effective compared to complex, curved glass
- 2 Low Cab Forward Design (LCF) - Visibility and Angles
- 3 3-man bench seat with increased leg room — ideal for accommodating a wide range of passengers
- 4 18" Single Step Entry (ground to cab first step)
- 5 Remote mounted radiator produces quieter, cooler cab
- 6 Low In-Door Windows- Allows curb-view from either side
- 7 Cummins and Allison Powertrain- Increased efficiency and maximizing uptime
- 8 Stainless Steel Piano-Style Hinges
- 9 Optimal Turning Radius- gain better access to difficult streets, docks, loading zones



Cummins Engine



Single Cab: Diesel



DRIVER'S CHOICE.

## GENERAL SPECIFICATIONS

<b>CLASS</b>	6, 7 and 8
<b>GVWR</b>	Up to 66,000 lbs
<b>HORSEPOWER</b>	Up to 380 hp
<b>TORQUE</b>	Up to 1250 lb-ft
<b>ENGINE</b>	Cummins B6.7 or Cummins L9
<b>TRANSMISSION</b>	6 <sup>th</sup> Generation Allison 3000 RDS or 3500 RDS
<b>CAB WIDTH</b>	82 inches
<b>STEERING</b>	LH, RH, or Dual
<b>SEATS</b>	2 or 3
<b>DOORS</b>	Standard, Bi-Fold, or Flip



← 82" →




**Single Cab: Diesel**





- 1 Class 6 Box Truck
- 2 Cab and Chassis
- 3 Automated Side Loader
- 4 Cab and Chassis w/Folding Doors
- 5 Rear Loader











# BATTLE



@battlemotors

**battlemotors.com**